












# GS642E60S

**gorenje**  
Life Simplified

## Freestanding dishwasher



-  13 place settings
-  15min SpeedWash
-  Adjustable baskets
-  DetergentDispenser
-  EcoProgramme
-  ExtraHygiene
-  FastEfficient in 1h
-  GlassProgramme
-  HotWater Connection
-  MultiClack
-  SelfCleaning filter

SelfCleaning programme

Energy class: **A++**

Max. temperature of incoming water: **70 °C**

Motor: **Asynchronous single phase motor**

Selected programme indicator

Control: **TouchControl**

Sensors: **Water level sensor**

Main Washing temperature(s): **40, 55, 60, 65, 70 °C**

6 programmes: Intensive programme; Eco programme; Programme Hygiene; Universal; Crystal glasses; 1h wash

Reference programme: **1**

13 place settings

Memory programme

SpeedWash function

Selfcleaning programme

Function 3 in 1

Selected programme indicator

Wash end indication: **Displayed with sound and light**

Time remaining indicator: **Front display**

Door panel installation options: **Not possible**

Up to 24 hours

Number of baskets: **2**

Upper basket system: **MultiClack**

Number of water jet levels: **4**

Number of spray arms: **2**

Selfcleaning filter

Upper basket: **Wide mesh base; Tight mesh base; Foldable left CupHolder; Foldable/dividable left CupHolder; Fixed pin rows; Fixed glass support; Wide knife stand; 2 cup holders**

Lower basket: **Wide mesh base; Foldable/dividable rear pin row; Cutlery basket**

Overflow protection: **Total AquaStop**

Service diagnostics

Stainless steel tub

Water consumption per cycle: **9.6 l**

Energy consumption - normal program: **0.92 kWh**

Estimated annual water consumption: **2,688 l**

Noise level: **47 dB(A)re 1 pW**

Height setting: **50 mm**

Spray arm material: **Plastics**

Voltage (V): **220-240 V**

Dimensions (W×H×D): **59.9 × 84.6 × 59.8 cm**

Dimensions of packed product (W×H×D): **64 × 89 × 67 cm**

Net weight: **41 kg**

Gross weight: **43 kg**

Connected load: **1,900 W**

Nominal current of fuse: **10 amp**

Product code: **739173**

EAN code: **3838782609091**



<https://eg.gorenje.com/en/product/739173>

 SimpleControl

 SmartControl

 StartDelay

 SuperSilent

Total AquaStop

 UltraClean cutlery basket