











# WNS114A3TWIFI

**gorenje**  
Life Simplified

## Washing machine



-  EuropeanQuality
-  ConnectLife – RemoteControl
-  ExtraHygiene program
-  SteamTech
-  Inverter PowerDrive motor
-  Drum Illumination
-  AddClothes
-  Total AquaStop System
-  AdaptTech washing
-  Anti-Crease function

Spinning performance class: **A**

Colour: **White**

Inverter PowerDrive motor

WaveActive drum

Spin speed: **1,400 rpm**

Washing capacity: **11 kg**

Drum volume: **68 l**

Wi-Fi operation: **Integrated**

ConnectLife

Control: **Button, With display, On distance**

Type of display: **LED display**

Drum illumination: **Yes**

Cold wash: **Button**

Simple interface

Personal settings for all programmes

15 programmes

Programmes: **Cotton, Mix/synthetics, Wool/hand program, ExtraHygiene**

Special programmes: **Stain / Sport Wash / Shirts / PowerWash 59' / Quick 20'**

Easy ironing

Temperature setting

Anticrease system

Quick wash programme

Personal settings saving

Modes: **NormalCare, TimeCare**

Washing modes

Steam function

Laundry adding

Pump stop

End of washing setting

SteamTech

Audio signal SoftSound

Self cleaning program

StableTech side panels

Sleek door

AdaptTech washing: Memorizing intelligent system

Total Aqua STOP

Lockable control panel

Total annual water consumption: **11,314 l**






















Estimated annual energy consumption: **190 kWh**

Washing cycle duration at 60°C - Cotton: **214 min**

Noise level washing: **54 dB(A)re 1 pW**

Noise level spinning: **76 dB(A)re 1 pW**

Water consumption per cycle: **60 l**

-  Speed 20'
-  ShirtsSteam
-  DrumClean
-  FastWashing function
-  WaveActive drum
-  Simple interface
-  SleekDoor
-  JoggerDial
-  PowerWash 59'/32'
-  SoftSound
-  StableTech
-  WaterPlus
-  ChildLock
-  SteamRefresh
-  ConnectLife
-  AquaStop
-  ConnectLife – AppliancesDashboard
-  ConnectLife – Notification
-  ConnectLife – VoiceControl
-  ConnectLife – DrySync
-  ConnectLife – WashingAssist

Electricity consumption kWh/cycle: **0.96 kWh**

Dimensions (W×H×D): **60 × 85 × 61 cm**

Dimensions of packed product (W×H×D): **64 × 89 × 69 cm**

Net weight: **78.9 kg**

Gross weight: **80.4 kg**

Consumption in standby mode: **0.3 W**

Connected load: **1,900 W**

Nominal current of fuse: **10 amp**

Product code: **744226**

EAN code: **3838782858567**